

# FUEL SAFE

S Y S T E M S

PRODUCT CATALOG



TABLE OF CONTENTS

NEW PRODUCTS.....3

ABOUT FUEL SAFE.....4

DRIFT / UTV CELLS .....5

REAR SET FILL PLATE FUEL CELL .....6

PRO CELL® / SPORTSMAN® .....7

SPECTRA-LITE .....8

ENDURO® / RACE SAFE® .....9

SPRINT / MIDGET / MICRO..... 10

OFF-ROAD FUEL CELLS .....11

PORSCHE CELLS..... 12

PORSCHE ACCESSORIES.....13

EARLY MODEL MUSTANG CELLS..... 14

LATE MODEL MUSTANG ..... 15

NASCAR® SERIES ..... 16

DIRT SERIES.....17

CUSTOM FUEL CELLS..... 18

SPECIALTY FUEL CELLS /

VINTAGE / FORMULA ..... 19

REPLACEMENT BLADDERS .....20

REPLACEMENT CANS / FOAM..... 21

COLLECTORS / SURGE TANKS.....22

FILL PLATES.....23

FILL VALVES / BULKHEAD FITTINGS.....24

VENT VALVES / VENT FILTERS .....25

PUMPS / HARNESES / PICKUPS .....26

FILL CAPS.....27

DRY BREAKS / FUELING EQUIPMENT.....28

FIRE BOTTLES / SENDERS / MISC. ....29

AEROMOTIVE / MARINE FUEL CELLS .....30

INDUSTRIAL / MARINE.....31



“ We did it! The #32 Fuel Safe Porsche is the Pirelli GT3 Cup Trophy USA Masters Champion. Thank you for all of your support this year and for coming out and watching us. You make great life saving products and I'm proud to be representing Fuel Safe.”

— Larry Schnur,  
Pirelli GT3 Cup USA Platinum Masters Champion  
Driver of the #32 Fuel Safe Car



“ I believe that both Fuel Safe and Aeromotive combined create the best fuel system package available”

— Darren Ruzicka,  
Crew Chief, GenRight Off Road

Enduro Cell®, Fire Safe®, Flex Fuel Cell®, Fuel Safe®, Fuel Safe Custom Works®, Heat Safe®, Pro Barrel®, Pro Cell®, Outlaw®, Race Safe Racing Cells®, Ranger Fuel System™, Safe 7 System®, Sportsman®, The Dominator Cell®, Tough Cell®, Ultra Cell®, Ultra II Cell® and Xtreme Cell® are trademarks of Aircraft Rubber Manufacturing, Inc.

NASCAR® is a registered trademark of the National Association for Stock Car Auto Racing, Inc.



# NEW PRODUCTS

CONTINUING TO INNOVATE

3



## SPARE TIRE CELL

SA130-

See page 5



## MUSTANG ENDURO CELL

SA110C

See page 15



Fuel Safe now offers rear set fuel plates! Flip to Page 6 for more information.

## FUEL SAFE DRY BREAK KIT

FSDBC-K, FSDBC (CAP ONLY)

See page 28



## SPRINT ALUMINUM FILL PLATE

SFP4X6L

See page 10



## UTV MAVERICK CAN AM X3 FUEL CELL

UTV-X3-33

See page 5



**AEROMOTIVE**  
Fuel Systems



**BOSCH**

**WALBRO**

**Holley EFI**







- We have 30 years experience building the Best for the Best!
- We build Safety, Durability and Performance into every fuel cell.
- Our cells are proudly Made in the USA.
- Fuel Safe is AS9100 certified – your guarantee of quality.
- We use the highest quality materials on standard cells, including:
  - Aircraft grade aluminum nut-ring
  - Billet aluminum fill caps
  - FIA/SFI approved materials
- Full CAD/CAM capabilities.
- Fuel Safe's lead times are the shortest in the industry.
- We are Racers! Our sales team is staffed by individuals who understand your needs.
- We are customer focused – we're here to help you win!
- Champions choose Fuel Safe!

## Our products meet the demanding certification requirements of SFI and FIA and are approved for use in:

- |                |               |           |                    |
|----------------|---------------|-----------|--------------------|
| ▪ TUDOR SERIES | ▪ DAKAR RALLY | ▪ NASCAR® | ▪ USAC             |
| ▪ ARCA         | ▪ IMSA        | ▪ SCCA    | ▪ USMTS/LOLMDS     |
| ▪ ASCS         | ▪ LOORRS      | ▪ SCORE   | ▪ WORLD OF OUTLAWS |
| ▪ BITD         | ▪ NASA        | ▪ ULTRA4  | ▪ WRC              |

## OUR STANDARD FUEL CELLS




- **Pro Cell® Racing Cell:** FIA-FT3 certified, suitable for all hydrocarbon fuels and alcohol blends, soft bladder design, extremely durable.



- **Sportsman® Cell:** FIA-FT3 certified, suitable for all hydrocarbon fuels, soft bladder design, light weight and durable.



- **Enduro Cell®:** FIA-FT3 certified, compatible with all types of fuel, molded "hard rubber" design, very durable and cost effective.
- **Race Safe:** Same construction as the Enduro Cell without the certification.



- **Spectra-Lite®:** FIA-FT3.5 certified, Fuel Safe's all-new ultralightweight fuel cell is lighter than all the rest, while boasting a higher level of safety standards.



- **Core Cell:** FIA-FT3 certified, same as Enduro Cell® but without a container, best value in a certified cell.



- **Ultra II Cell®:** Meets FIA-FT3, suitable for hydrocarbon and alcohol fuels, extremely light weight soft bladder design.




SA100 17 gallon  
Porsche 911 Fuel Cell

- **Specialty Application Fuel Cells:** Porsche, Mustang, Corvette, Lotus, Camaro and more! All designed with our FIA-FT3 certified Pro Cell bladders - see pages 12-19 for details.

## SAFETY FUEL CELL COMPONENTS

(Pro Cell bladder shown)





## UTV MAVERICK CAN AM X3®

The 33 gallon **UTV Maverick Can AM X3 Fuel Cell** was built to take your UTV experience to the next level with a FIA-FT3 Certified Pro Cell Bladder. The UTV Maverick Can AM X3® racing cell comes fully assembled and includes the following components:

- .080 Inch Aluminum Container
- 6X10 FII Plate with FV245A Remote Fill; -6 Outlet, -6 Return, ITV100NF Vent
- Rear Sump Collector with four CV100s.
- Holley Hydramat 16-106
- Two FP-GSL392 Fuel Pumps
- Jet Siphon With One WH04m4 Wiring Harness
- 5 year warranty



**UTV Maverick Can AM X3  
Fuel Cell with WH04F4  
Female Wiring Harness.**  
Part No. UTV-X3-33



## UTV FUEL CELLS FOR POLARIS, YAMAHA, & CAN-AM



**POLARIS®**



**XP1000 Fuel Cell**  
Part No. UTV-XP1000



NEW

### REAR SET FILL PLATE FUEL CELLS

**Rear Set Fill Plates** are a new option for Fuel Safe's standard fuel cells. Having a rear set fuel plate allows for easier access to your cell's collectors and internal fuel pumps. Currently, the rear set fuel plate option is only offered with an aluminum can. Fuel Safe's Sportsman, Spectra-Lite, Pro Cell, and Enduro Fuel Cells can all be modified to accommodate a rear set fill plate.

Rear set fill plates are upgrade options only available with aluminum cans. To select a rear set fill plate with your aluminum can upgrade add "-R" to the end of the part number.

**\*10 gallon cells** do not have the option of a rear set plate. Fill plates for 10 gallon cells remain in the middle of the cell.



### SPARE TIRE FUEL CELL

#### SPARE TIRE FUEL CELL

Fuel Safe's **Spare Tire Cell** provides an easy alternative fuel cell that fits into the well of your spare tire. The approximate capacity of the cell is 11.5 gallons, and can be manufactured to house a ST150-P collector. The Spare Tire Fuel Cell comes equipped with the following:

- FIA-FT3 Certified Pro Cell, Sportsman, or Enduro bladders
- .063 Inch Aluminum Can
- SF6X10E-A Fill Plate
- Foam Baffling
- ST150-P Collector (optional)



**Spare Tire Fuel Cell**

Part No. SA130-

Spare Tire Cell Part No.	Description
SA130-PC	Complete Cell With FIA-FT3 Certified Pro Cell Bladder
SA130-PC-C	Complete Cell With FIA-FT3 Certified Pro Cell Bladder, and ST150-P Collector
SA130-SM	Complete Cell With FIA-FT3 Certified Sportsman Bladder
SA130-SM-C	Complete Cell With FIA-FT3 Certified Sportsman Bladder, and ST150-P Collector
SA130-SL	Complete Cell With FIA-FT3 Certified Spectra-Lite Bladder
SA130-SL-C	Complete Cell With FIA-FT3 Certified Spectra-Lite Bladder, and ST150-P Collector
SA130-ED	Complete Cell With FIA-FT3 Certified Enduro Bladder
SA130-ED-C	Complete Cell With FIA-FT3 Certified Enduro Bladder, and ST150-P Collector
SA130-EED	Core Cell With FIA-FT3 Certified Enduro Bladder (Does Not Include Aluminum Container)
SA130-EED-C	Core Cell With FIA-FT3 Certified Enduro Bladder, and ST150-P Collector (Does Not Include Aluminum Container)
SA130-RS1	Cell With Race Safe Bladder (Does Not Include Aluminum Container)
SA130-RS1-C	Cell With Race Safe Bladder, and ST150-P Collector (Does Not Include Aluminum Container)
SA130-RS2	Complete Cell With Race Safe Bladder
SA130-RS2-C	Complete Cell With Race Safe Bladder, and ST150-P Collector

#### SUGGESTED UPGRADES INCLUDE:

- ST150-P Collector
- Sending unit
- Fuel pump(s)



## PRO CELL®

**Pro Cell's** unique, seamless coating design produces unmatched durability and safety in a racing fuel cell. Pro Cell® is an FIA-FT3 Certified cell and is compatible with all hydrocarbon fuels and alcohol blends up to and including E85. Fuel Safe's Pro Cell® is the fuel cell of choice for top off road, road race and circle track racers around the globe. Pro Cell® racing cells come fully assembled and include the following components:

- FIA-FT3 certified Pro Cell® bladder
- Powder coated 20 gauge steel container with external mounting flange
- Full safety foam baffling
- Light weight aluminum fill plate
- Fuel pickup assembly, plumbed to right rear of cell
- Aircraft grade aluminum (not plastic) nut-ring, and all assembly hardware
- 5 year warranty



\*See page 8 for part numbers.

**Aluminum can, and rear set fuel plate upgrade now available. Call today for information.**



### ALL STANDARD BOX CELLS COME WITH

A light weight anodized aluminum fill plate with -8 fittings and threaded billet aluminum fill cap  
Aluminum plate - Part No. SF6X10E-A

**See the parts pages for a complete listing of all available accessories.**



**Aluminum can, and rear set fuel plate upgrade now available. Call today for information.**

### SUGGESTED UPGRADES INCLUDE:

- Surge tank/collector
- Sending unit
- Fuel pump(s)
- Lightweight aluminum container
- Remote fill options
- Aluminum can

## SPORTSMAN® CELL

**The Sportsman® Cell** is our light weight soft bladder fuel cell. The Sportsman® cell is an FIA-FT3 Certified cell and is designed for use with all hydrocarbon fuels. Sportsman® bladders are constructed with a proprietary coated fabric that offers a great balance of performance and price. Sportsman® racing cells come fully assembled and include the following components:

- FIA-FT3 certified Sportsman® bladder
- Powder coated 20 gauge steel container with external mounting flange
- Full safety foam baffling
- Light weight aluminum fill plate
- Fuel pickup assembly, plumbed to right rear of cell
- Aircraft grade aluminum (not plastic) nut-ring, and all assembly hardware
- 5 year warranty

\*See page 8 for part numbers.



## SPECTRA-LITE

The Spectra-Lite Cell is Fuel Safe's all-new Ultra-Lightweight fuel cell. Designed to save weight and shave seconds, this fuel cell is thinner and lighter than all the rest, while boasting a higher level of safety. The Spectra-Lite Cell meets all FIA-FT3.5 requirements and is designed for use with all hydrocarbon fuels. Spectra-Lite bladders are constructed with a proprietary pre-coated fabric housed in a light weight aluminum can and fitted with an aluminum fill plate to offer the best in lightweight performance... Save Weight, Save Time!

- FIA-FT3.5 certified Spectra-lite bladder
- Aluminum container available in three styles, external flange, bottom flange and shoe box lid
- Full safety foam baffling
- Light weight aluminum fill plate, SF6X10E-A
- Fuel pickup assembly, with filter kit
- Aircraft grade aluminum nut-ring, and all assembly hardware
- 5 year warranty

Ethanol Sending Units Available By Special Order



## Complete Fuel Cells- With FIA Certification

Spectra-Lite Part No.	Pro Cell Part No.	Sportsman Part No.	Notes	Approx. Capacity	Length	Width	Height
SL105	PC105	SM105	4X6 Steel Plate, -6 Ftgs	5 gal/19 L	13.625"	13.625"	8.375"
SL108A	PC108A	SM108A		8 gal/30 L	20.750"	16.000"	7.750"
SL108B	PC108B	SM108B		8 gal/30 L	20.125"	12.125"	8.625"
SL110	PC110	SM110		10 gal/38 L	25.625"	10.125"	10.125"
SL112	PC112	SM112		12 gal/45 L	20.750"	17.875"	9.500"
SL115	PC115	SM115		15 gal/56 L	26.000"	17.875"	9.500"
SL115-06	PC115-06	SM115-06		15 gal/56 L	24.625"	17.125"	9.125"
SL117	PC117	SM117		17 gal/64 L	20.125"	17.125"	12.750"
SL118A	PC118A	SM118A		18 gal/68 L	28.000"	17.125"	9.875"
SL118B	PC118B	SM118B		18 gal/68 L	33.500"	20.000"	6.500"
SL118C	PC118C	SM118C	Vert. End Flange	18 gal/68 L	33.500"	20.000"	6.500"
SL122A	PC122A	SM122A		22 gal/83 L	34.000"	18.000"	9.500"
SL122B	PC122B	SM122B		22 gal/83 L	25.500"	17.125"	13.750"
SL122C	PC122C	SM122C		22 gal/83 L	25.750"	25.750"	8.500"
SL122B-06	PC122B-06	SM122B-06		22 gal/83 L	25"	16.750"	13.625"
SL126	PC126	SM126		26 gal/98 L	26.250"	17.875"	14.500"
SL129	PC129	SM129		29 gal/109 L	24.250"	24.250"	12.750"
SL132A	PC132A	SM132A		32 gal/121 L	34.500"	17.875"	14.625"
SL132B	PC132B	SM132B		32 gal/121 L	26.250"	17.750"	18.500"
SL144	PC144	SM144		44 gal/166 L	25.750"	25.750"	17.000"

Capacities are approximate. L x W x H are can dimensions and do not include 1" container flange. Verify size before ordering.




## SPECTRA-LITE

Fuel Safe's lightest line-up of racing fuel cells while providing the highest level of safety. FIA-FT3.5 approved.

### SUGGESTED UPGRADES INCLUDE:

- Surge tank/Collector
- Sending unit
- Fuel pump(s)
- Lightweight aluminum container
- Remote fill options



An ideal upgrade is the Surge tank/Collector See page 22



Optional FPHP high pressure pump See page 26

See the parts pages for a complete listing of all available accessories.



## THE ENDURO CELL®

The **Enduro Cell®** Racing Fuel Cell is an FIA-FT3 Certified cell at an affordable price. The Enduro Cell® is a favorite with off road racers and circle track teams. Enduro bladders are built from high strength cross-linked polyethylene. Designed for use with all hydrocarbon fuels, E85 blends, and alcohol, the Enduro line of fuel cells from Fuel Safe delivers excellent performance at a great price. Enduro racing cells come fully assembled and include the following components:

- FIA-FT3 certified molded rigid bladder
- Powder coated 20 gauge steel container with external mounting flange
- Full safety foam baffling (Remove foam for alcohol fuel)
- SF6X10E-A aluminum fill plate with -8 fittings and threaded billet aluminum fill cap (pg. 23)
- Fuel pickup assembly with filter
- Aircraft grade aluminum nut-ring, and all assembly hardware
- 5 year warranty

**Aluminum can, and rear set fuel plate upgrade now available. Call today for information.**



**Enduro Cell®  
Racing Cell**  
Part No. ED115

## Enduro / Race Safe Cells (includes container)

Enduro Cell Part No.	Race Safe Part No.	Approx. Capacity	Length	Width	Height
ED105	RS205	5 gal/19 L	13.625"	13.625"	8.375"
ED108	RS208	8 gal/30 L	20.750"	16.000"	7.750"
ED112	RS212	12 gal/45 L	20.750"	17.875"	9.500"
ED115	RS215	15 gal/57 L	26.000"	17.875"	9.500"
ED122A	RS222A	22 gal/83 L	34.000"	18.000"	9.500"
ED122B	RS222B	22 gal/83 L	25.500"	17.125"	13.750"
ED125	RS225	25 gal/95 L	26.250"	17.875"	14.500"
ED232A	RS232A	32 gal/ 121 L	34.500"	17.875"	14.625"
ED232B	RS232B	32 gal/121 L	26.250"	17.750"	18.500"
ED144	RS144	44 gal/166 L	25.750"	25.750"	17.000"

LxWxH are can dimensions and do not include 1" container flange. Capacities are approximate. Verify size before ordering.

## CORE CELL

Fuel Safe's Core Cell is the same as the Enduro Cell® and comes fully assembled, but without a container. The Core Cell is absolutely the best value for an FIA-FT3 certified cell!

## Core Cell / Race Safe - No Container (Dimensions are bladder dims)

Core Cell Part No.	Race Safe Part No.	Approx. Capacity	Length	Width	Height
EED105	RS105	5 gal/19 L	13.125"	13.125"	8.125"
EED108	RS108	8 gal/30 L	20.125"	15.500"	7.500"
EED112	RS112	12 gal/45 L	20.188"	17.313"	9.188"
EED115	RS115	15 gal/57 L	25.188"	17.313"	9.188"
EED122A	RS122A	22 gal/83 L	33.625"	17.500"	9.063"
EED122B	RS122B	22 gal/83 L	24.750"	16.625"	13.313"
EED125	RS125	25 gal/95 L	25.500"	17.313"	14.000"
EED132A	RS132A	32 gal/ 121 L	33.500"	17.313"	14.125"
EED132B	RS132B	32 gal/121 L	25.500"	17.250"	18.000"

Capacities are approximate. Verify size before ordering.

## RACE SAFE RACING CELLS®

The **Race Safe Racing Cell®** offers all of the safety and features as the popular Enduro Cell, but it does not carry any certifications, making the Race Safe our most economical fuel cell. The Race Safe line is available with a steel container or as a bladder only system, which is sufficient for many types of applications.



**Core Cell Racing Cell**  
Part No. EED115

**Race Safe Racing Cell®**  
No container  
Part No. RS115



## SPRINT, MIDGET AND MICRO CELLS

These cells are engineered to deliver championship performance at a competitive price. The Ultra II Cell® Dual Fuel bladder is constructed with our proprietary light weight, yet ultra high strength coated fabric (FIA-FT3 certified). The Ultra II is the first (and only) alcohol and gasoline compatible sprint bladder – and the lightest weight on the market!

### All Fuel Safe sprint cells are delivered race ready with the following components:

- Premium quality, Ultra II Dual Fuel sprint bladder
- High strength molded tail tank (shell)
- New anodized aluminum 4" x 6" fill plate with threaded cap (SFP4X6L), roll over vent, (2) -6 AN female and (1) -8 AN return ports with plugs.
- Wear guard assembly/ largest access opening on the market (7" x 12")



**Ultra II Outlaw® 33 Fuel Cell**

Part No. SB333DT

**Replacement Bladder**

**With carbon fiber fill plate options**

Part No. SFP240-C-10AFG

Upgrade your sprint cell with a built-in collector (add -C to part number), baffle (add -B to part number), or high performance sprint fill plate. The high performance fill plate (SFP240-10AFG) comes with a larger vent, vent filter assembly and carbon fiber shield.



**Cover Plate with Wear Guard**

6X10 treated  
aluminum plate  
Part No. CP6X10

7x12 treated  
aluminum plate  
Part No. CP7x12



**Sprint fill plate**

Our sprint fill plate now features a threaded cap and two low profile -6 provisions as well as a -8. Standard fill plates come equipped with plugs.



**In-Tank Fuel Filter**

In tank fuel screen #12 with 90° hose barb  
Part No. FS120ANK

## SPRINT ENDURO CELL

Fuel Safe introduces a new line of Sprint and Midget Enduro Cells®. Enduro cells are built from high strength molded "hard rubber" and are the best value in sprint cells, providing you with the lightest cells on the market with the best industry safety ratings with FIA-FT3 and SFI 28.1 certifications, all packaged with the affordable pricing of our already popular Enduro Cell® line. Delivered race ready with standard Sprint fill plate and 5 year warranty.



Complete Part No.	Approx. Capacity (Gal.)	Weight (lbs.)
ME216DT	16	13.1
SE225DT	25	18.9
SE228DT	28	19.4
SE230DT	30	21.6
SE235DT	35	24.1

Complete Part No.	Replacement Bladder Part No.	Replacement Tail Tank Part No.	Approx. Capacity (Gal.)	Description
DC105MSS			5	Mini Sprint Econo*
MB207DT	MB107DT	MT116	7	Safe 7 Mini/Micro*
MB216DT	MB116DT	MT116	16	Mini/Micro Sprint*
MB219DT	MB119DT	MT119	19	Midget
MB225DT	MB125DT	MT125	25	Midget
MB227DT	MB127DT	MT127	27	Midget
	MB131DT		31	Pavement Midget
SB225DT	SB125DT	ST125	25	Outlaw® Sprint*
SB227DT	SB127DT	ST127	27	Sprint
SB228DT	SB128DT	ST128	28	Outlaw® Sprint*
SB230DT	SB130DT	ST130	30	The Dominator*
SB231DT	SB131DT	ST131	31	Sprint
SB233DT	SB133DT	ST133	33	Sprint*
SB333DT	SB433DT	ST333	33	Outlaw® 33*
SB235DT	SB135DT	ST135	35	Pavement Sprint Cell*

\*Includes molded mounts. T stands for Top Outlet. Substitute B for Bottom Ring. Add -C for Collector or -B for Baffle. Add -FK for Filter Kit. (E.g., SB228DT-C-FK)

**Fuel Dipstick!** See page 29





## STANDARD OFF-ROAD CELLS (OR)

Fuel Safe offers factory designed Pro Cell® and Enduro Cell® off-road systems, giving you all the performance and safety of a custom cell without the custom prices. Standard sizes range from 20 – 70 gallons, and are compatible with gasoline, diesel and Ethanol blends. Fuel Safe's off-road cells offer maximum performance and durability. All Fuel Safe off-road cells come standard with the following components:

### SUGGESTED UPGRADES INCLUDE:

- Surge tank/Collector
- Fuel pump(s)
- Sending unit
- Dry break



**Buggy Cell with standard dual -6 pickups**  
Part No. OR140BP

## Buggy Fuel Cells

Part No.	Approx. Capacity	Length	Top Width	Bottom Width	Height
OR120BP Pro Cell®	20 gal/76 L	30"	8"	16"	15"
OR125BP Pro Cell®	25 gal/95 L	35"	8"	16"	16"
OR125BE Enduro Cell®	25 gal/95 L	35"	8"	16"	16"
OR135BP Pro Cell®	35 gal/132 L	38"	10"	18"	17"
OR140BP Pro Cell®	40 gal/151 L	42"	10"	18"	18"

Capacities are approximate. Verify size before ordering.

- Super tough FIA-FT3 approved Pro Cell® or Enduro bladder
- Hand fabricated TIG welded aluminum container
- Full safety foam baffling
- Standard 3" fill and 1" vent for lightning quick refills
- Complete with -8 (Truck), plumbed to center and -6 dual (Buggy) pickup assembly
- Aircraft grade aluminum (not plastic) nut-ring, and all assembly hardware
- 5 year warranty



**Truck Cell**  
Part No. OR140TP



**Truck Cell**  
Part No. OR140TE

## Truck Fuel Cells

Part No.	Approx. Capacity	Length (A)	Width (B)	Rear Height (C)	Front Height (D)
OR125TP Pro Cell®	25 gal/95 L	25"	25"	8"	14"
OR135TP Pro Cell®	35 gal/132 L	25"	25"	12"	18"
OR140TE Enduro Cell®	40 gal/151 L	28.79"	25.25"	11.99"	19.94"
OR140TP Pro Cell®	40 gal/151 L	25"	25"	14"	20"
OR150TE Enduro Cell®	50 gal/189 L	31.36"	27.10"	11.51"	18.93"
OR150TP Pro Cell®	50 gal/189 L	30"	34"	10"	16"
OR160TE Enduro Cell®	60 gal/227 L	31.36"	27.10"	14.51"	21.93"
OR160TP Pro Cell®	60 gal/227 L	30"	34"	14"	18"
OR170TE Enduro Cell®	70 gal/265 L	31.36"	27.10"	17.51"	24.93"
OR170TP Pro Cell®	70 gal/265 L	30"	34"	16"	22"
ED117-A (for details, see page 8)	17 gal/64 L	23.5"	20"	20"	
ED132A (for details, see page 8)	32 gal/121 L	34.500"	17.875"	14.625"	
ED132B (for details, see page 8)	32 gal/121 L	26.250"	17.750"	18.500"	

## OFF-ROAD ACCESSORIES

See the parts pages for a complete listing of all available accessories.

### Fuel Safe Gas Bag

Part No. FSB16-G1 (1 gallon, pictured)  
FSB17-G2 (2 gallon)



### Aeromotive A 1000 Fuel Pump

Part No. FP-A1000



### Fuel Safe Dry Break Kit

Part No. FSDBC-K



If you require something unique, customs are our specialty! Call one of our sales engineers today to discuss your project.

### Holley HydraMat

Part No.	Size	Shape
12-924	30" x 14"	Rectangle
16-109	24" x 15"	Rectangle
16-100	15" x 15"	Cross
16-107	15" x 15"	Square
16-101	15" x 8"	Cross - Center
16-102	15" x 8"	Cross - Side
16-103	8" x 8"	Cross
16-104	11" x 11"	Cross
16-105	15" x 3"	Rectangle
16-106	11" x 11"	Square - Center
16-108	8" x 3"	Rectangle



## PORSCHE RACING FUEL CELLS

Fuel Safe has drop-in solutions for all types of Porsches. Specially designed collectors are included in many of the cells to ensure consistent fuel delivery. FIA-FT3 approved Pro Cell® bladder, full safety foam baffling and a 5 year manufacturer warranty.

### Porsche 997 GT3R



Porsche 911/997 - 27 gallons, with double dry break, collector/reserve tank with 4 FPLP pumps, 2 Bosch FP044 supply pumps and aluminum collector/reserve tanks.

Part No. SA997


### Porsche 911/993



Porsche 911/993 - 27 gallons, custom fill plate with 100 mm double dry break, collector & reserve tanks, dual scavenge pumps, low level light and external pump mounts.

Part No. SA117

### Porsche 911/964



Porsche 911/964 - with collector, low level sender, flush fill, and provision for a double dry break.

27 gallons - Part No. SA103

32 gallons - Part No. SA104 (pictured)

### Porsche 996 GT3R



Porsche 911/996 - 27 gallons, with 100 mm double dry break, collector/reserve tank with 2 scavenge pumps and low level sender.

Part No. SA118

### Porsche 911/930



Porsche 911/930 - with collector & SF6X10P fill plate. Includes fiberglass pan and 76-6 sender.

17 gallons - Part No. SA100 (pictured)

Remote Fill - Part No. SA100-R

With dry break provision - Part No. SA100P

27 gallons - Part No. SA101

Remote fill - Part No. SA101-R

With dry break provision - Part No. SA101P

### Porsche 356 A/B



Porsche 356 T5 chassis - 12 gallons, SF6X10PV fill plate with -6 vent, a sender provision, -6 pickup on bottom plate.

Part No. SA105

### Porsche 356 A/B



Porsche 356 T5 chassis - 20 gallons, with SF6X10PV fill plate with -6 vent, sender provision, -6 pickup on bottom plate.

Part No. SA106

### Porsche Cayman



Porsche Cayman - 17 gallons, with custom plate for OEM pump module, 1.5" fill valve, sending unit provision.

Part No. SA987C

### Porsche 911/964/993



Porsche 911/964/993 17 gallons, with threaded bung for factory sending unit.

Part No. SA102

### Porsche 356 B/C



Porsche 356 T6 chassis - 10 gallons with custom fill plate, sending unit optional. **Customer must provide factory tank.**

Part No. SA115

**For replacement bladder call Fuel Safe for information.**

**800-433-6514**



## DUAL DRY BREAK ADAPTER




6X10 double dry break adapter without dry break, 2.25" for 100mm centers. Requires modification and welding. (Adapter pictured with dry break installed)

Part No. DDBA225

Double dry break, 100mm, tank mount (no bulb), goes inside adapter

Part No. DDBF225T-100

## SENDING UNIT



Electronic Fuel Level Sending Unit for Porsche VDO Gauge.

8" - Part No. SU08-V 76-6

11" - Part No. SU11-V 76-6

15" - Part No. SU15-V 76-6

## GASKET KITS



For Porsche 996 GT3R

Gasket kit for SA118

Part No. GK118



For Porsche 997 GT3R

Gasket kit for SA997

Part No. GK997

## PORSCHE FILL PLATES



If you don't need a dry break system for your 996/997 Fuel Safe fuel cell, this fill plate will replace the dual dry break system with a new plate, flange mount, -6 90° vent check valve and now a Newton flush cap, gaskets and bolt kits.

Part No. SFF99



6X10 standard fill plate with -6 vent and sending unit provision for SA100 and SA101

Part No. SF6X10P for SA100 and SA101

Part No. SF6X10PV for SA105 and SA106



6X10 Remote fill plate for SA100 and SA101

Part No. RFP6X10

## WIRING HARNESSES FOR PORSCHE

### Female wire harness



4 pump system, 4 pairs color coded, 16 gauge leads at 12" length, with cup ring and 90° shrink boot (outside tank - connects to vehicle wiring) for 996

Part No. WH08F8

### Male wire harness bulkhead



Hermetically sealed, 4 pump system, 4 pairs color coded, 16 gauge leads at 36" length, (mount in plate) for 996

Part No. WH08M8

### Female adapter



6 pump system with sensor, external side leads, 7 pairs color coded (outside tank - connects to vehicle wiring) for 997

Part No. WH16F14

### Male wire harness



6 pump system with sensor, hermetically sealed, 7 pairs color coded (mount in plate) for 997

Part No. WH16M14

## Porsche Fuel Cells & Bladders - Pro Cell®

Part No.	Replacement Bladder Part No.	Approx. Capacity	Description
SA100	RBSA100	17 gal/64 L	911/930
SA100-R	RBSA100	17 gal/64 L	911/930 with Remote Fill
SA101	RBSA101	27 gal/102 L	911/930
SA101-R	RBSA101	27 gal/102 L	911/930 with Remote Fill
SA102	RBSA102	17 gal/64 L	911/964
SA103	RBSA103	27 gal/102 L	911/964 with dry break provision
SA104	RBSA104	32 gal/121 L	911/964 with dry break provision
SA105	RBSA105	12 gal/45 L	356 A/B
SA106	RBSA106	20 gal/76 L	356 A/B
SA115	RBSA115	10 gal/38 L	356 B/C (Complete - Requires customer tank)
SA117	RBSA117	27 gal/102 L	911/993
SA118	RBSA118	27 gal/102 L	996 GT3R with double dry break
SA126	RBSA126	19 gal/72 L	Cayman
SA914	RBSA914	10 gal/38 L	914 (Complete - Requires customer tank)
SA987C	RBSA987C	17 gal/64 L	Cayman
SA997	RBSA997	27 gal/102 L	997 GT3R with double dry break, scavenge pumps, supply pumps, collector, reserve tank
SA997	RBSA997-2	27 gal/102 L	997 GT3R with double dry break, scavenge pumps, supply pumps, collector, reserve tank

We recommend that you send in your can to ensure a proper fit.






### Early Mustang Sportsman® Cell

with standard style fill plate.

Pictured with optional sending unit

Part No. SA112B



### Early Mustang Pro Cell®

with remote fill plate

Part No. SA111A-R



## EARLY MODEL MUSTANG RACING FUEL CELLS

Enhance the safety and performance of your classic mustang by adding a Fuel Safe Racing Cell. Early model Mustang cells (1964½ - 1970) are available in 16 and 22 gallon sizes with three bladder options: The Pro Cell® bladder is extremely durable and is the best bladder for E-85 fuel, while the Sportsman® has the lightest weight. Both bladders are for use with all hydrocarbon fuels and are FIA-FT3 certified. Enduro® Cells are the most economical options while compatible with gas and ethanol fuels. These fuel cells come fully assembled with the following components:

- FIA-FT3 certified Pro Cell®, Sportsman® or Enduro® bladders
- Tig welded aluminum container
- Full safety foam baffling
- SF6X10A fill plate with -8 vent, provision for -8 return with threaded billet aluminum fill cap.
- -8 Fuel outlet (in factory location)
- Aircraft grade aluminum (not plastic) nut-ring, and all assembly hardware
- 5 year warranty
- **Now available in Enduro Cell®**

See the parts pages for a complete listing of all available accessories.

## REPLACEMENT BLADDERS

### Pro Cell® bladder.

Includes replacement parts

Part No. RBSA111B



### Sportsman® bladder.

Includes replacement parts

Part No. RBSA112B



## Early Mustang Complete Fuel Cells

Part No.	Complete Cells	Replacement Bladder
SA111A	Pro Cell®, 16 gal	RBSA111A
SA111B	Pro Cell®, 22 gal	RBSA111B
SA112A	Sportsman®, 16 gal	RBSA112A
SA112B	Sportsman®, 22 gal	RBSA112B
SA111AE	Enduro Cell®, 16 gal	RBSA111AE
SA111BE	Enduro Cell®, 22 gal	RBSA111BE

\*Add -R to the end of the Part No. to indicate remote fill. Capacities are approximate. Verify size before ordering.

### Enduro® bladder.

Includes replacement parts

Part No. RBSA111AE



## SUGGESTED UPGRADES INCLUDE:

- Surge tank/Collector
- Sending unit
- Fuel pump(s)
- Remote fill options
- Black powder coating

### Early Mustang Remote Style Fill Plate



2¼ Remote fill plate with -8 vent check valve for stock refueling locations (for early Mustang -64½ to '70)

Part No. RFM6X10

### Early Mustang Remote Fill Kit



Depending on car, RFK's may require modification

For 1965-66 models

Part No. RFK6566

For 1967-68 models

Part No. RFK6768

For 1969 models

Part No. RFK69

For 1970 models

Part No. RFK70

### Sending Units



7 inch (76-6) Fits 16 gallon

Part No. SU07 76-6

10 inch (76-6) Fits 22 gallon

Part No. SU10 76-6







**SA110A Solid Rear Axle**  
(1984-1998)



**SA110B Independent  
Rear Suspension**  
(2000-2003)



**SA110C Without can**  
20 gal. includes straps

**NEW**

\*Powder coat optional on SA110B and SA110A

## LATE MODEL MUSTANG RACING FUEL CELLS

Fuel Safe's late model racing cells are available for the model years 1984 through 2003, and accommodate both solid axle and independent rear suspension setups. Features our FIA-FT3 approved Pro Cell® bladder and mounting straps specific to the vehicle model year, so be sure to specify the year of the car. These fuel cells come fully assembled with the following components:

- FIA-FT3 certified Pro Cell® bladder
- Tig welded aluminum container
- Full safety foam baffling
- Custom aluminum fill plates designed to accommodate factory hookups and utilize stock components; e.g. sending unit, vent, pump
- Aircraft grade aluminum (not plastic) nut-ring, and all assembly hardware
- 5 year warranty

### SUGGESTED UPGRADES INCLUDE:

- Remote fill options
- Black powder coating

### Late Model Mustang Complete Fuel Cells

Part No	Complete Cells
SA110A FOX BODY 1980-2004	Cobra R, 22 gal, Fits solid rear axle
SA110B	2000 Cobra R, 20 gal, Fits factory IRS
SA110C	Mustang Enduro Cell, 20 gal, Fits solid rear axle

## REPLACEMENT BLADDERS



**Pro Cell® bladder**  
Includes foam, gasket and nut-rings (not shown)  
Part No. RBSA110A

### Mustang Replacement Bladders

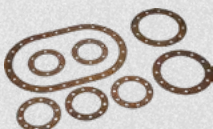
Part No.	For
RBSA110A*	Pro Cell®, SA110A
RBSA110B*	Pro Cell®, SA110B

\* We recommend you send in your container to have the bladder professionally installed as holes are match drilled. No extra charge for this service.



**Pro Cell® bladder**  
Includes foam, gasket and nut-rings (not shown)  
Part No. RBSA110B

## GASKET KITS



**For SA110A**  
Part No. GK110A



**For SA110B**  
Part No. GK110B

### Rollover Vent (SA110A)



**Required with FV1200**  
Part No. ITVV06LMK

### IMSA Filler (SA110A)



**Remote 2" Fill Valve**  
Part No. FV1200

### External Fuel Pump Kits (SA110A)



**-8 AN pickup**  
Part No. FP181LMK

**-10 AN pickup**  
Part No. FP182LMK



## NASCAR® APPROVED FUEL CELLS (SPRINT CUP, NATIONWIDE, CAMPING WORLD TRUCK SERIES)

Fuel Safe's NASCOT Fuel Cells offer the lightest weight and highest capacity available. 100% built in the USA by our team of dedicated craftsmen these cells consistently fuel NASCAR's top teams. NASCOT cells are fully NASCAR approved and carry SFI 32.1 certification. Fuel delivery is exceptional owing to our unique EFI fill plate design. Combined with the fill plate our collector systems scavenge every last drop of fuel. Whether you race in Sprint Cup, Nationwide or Camping World, your team will see huge benefits in selecting the proven winners at Fuel Safe. All Fuel Safe NASCAR® cup series fuel cells include the following components:



**NASCAR® Fuel Cell**  
Part No. NASCOT-5



**Replacement Bladder**  
Part No. NASCOT-5B



HOLLEY Hydramat

### STANDARD COMPONENTS

- SFI 32.1 Approved 18 gallon bladder with billet Nut-ring
- 18 gauge steel container (33" x 17" x 8")
- Black large pore safety foam baffling
- 5 year warranty

### OPTIONAL COMPONENTS

- Custom collectors and pump mounts
- SFI 32.2 Approved billet aluminum fill plates

**NASCAR® EFI fill plate**  
Part No. NAS-5GP



**NASCAR® Standard fill plate**  
Part No. NASCOT-5P2



### NASCAR® CUP SERIES 18-Gallon

Complete Part No.	Replacement Bladder Part No.	Description
NASCOT-5	NASCOT-5B	NASCAR® SFI Complete cell, no collector
NASCOT-5-2	NASCOT-5B2	NASCAR® SFI Complete cell, 1-door corner collector
NASCOT-5-3	NASCOT-5B3	NASCAR® SFI Complete cell, 2-door corner box collector
NASCOT-5-4	NASCOT-5B4	NASCAR® SFI Complete cell, 3-door Road Race center collector
NASCOT-5-5	NASCOT-5B5	NASCAR® SFI Complete cell, 2-door Wedge style corner collector
NASCOT-5C		NASCAR® 18 Gauge Steel Container
NASCOT-5P2		NASCAR® SFI Fill Plate, Ultralight w/billet high flow fill valve
NAS-5GP		"NEW" NASCAR® EFI SFI 32.2 Fill Plate
NASCOT-5F		Large Pore Black Foam Block for NASCOT Series bladders

## ASPHALT AND MODIFIED SERIES

Includes a 22-gallon steel container, bladder, full foam baffling and hardware. PC models feature a Pro Cell Plus bladder for superior durability. The Xtreme Cell® meets FIA-FT3.5 and comes with billet aluminum nut-ring, offering the maximum capacity and lightest weight bladder available.

### ASPHALT SERIES (ARCA, PRO-CUP, TOURING SERIES)

The Asphalt Series hardware includes fill plate with 1 1/4" I.D. vent, steel ball valves and 2 1/8" I.D. filler, -8 or -10 low profile pickup.

### NASCAR® MODIFIED FUEL CELLS

The Pavement Modified cell hardware includes fill plate with 2- 1/4" O.D. remote fill valve, a 1 1/4" vent check valve, -8 or -10 corner pickup.

## NASCAR® MODIFIED, PRO SERIES, ALL AMERICAN SERIES, ARCA COMPLETE FUEL CELLS: 22-Gallon



Part No. PC122E1

Part No.	Description / Can Dimensions
PC124-QF	Pro Cell Plus Complete Cell, Whelen Modified, w/ quick fill (25" x 16.75" x 13.625")
PC122E1	Pro Cell Plus Complete, w/RF250C, Billet Pickup, End load can (33.625" x 17" x 9.25")
SM122E-QF	Sportsman®, w/RF250C, Billet pickup, No collector (33.625" x 17" x 9.25")
XC124	Xtreme Cell®, Complete, Whelen Modified (25" x 16.75" x 13.625")
XC122E-1	Xtreme Cell®, Complete, w/RF250C, Billet pickup, No collector (33" x 17" x 9.25")
XC122E-2	Xtreme Cell®, Complete, w/RF250C, 1-door corner collector (33" x 17" x 9.25")
XC122E-3	Xtreme Cell®, Complete, w/RF250C, 2-door box corner collector (33" x 17" x 9.25")
XC122E-4	Xtreme Cell®, Complete, w/RF250C, 3-door center box, dir. Fins (33" x 17" x 9.25")



### DIRT SERIES (MODIFIED)

Fuel Safe's NEW Dirt Series fuel cells are engineered to win! Designed in conjunction with Victory Circle Chassis and Billy Moyer Racing, it provides racers with the ultimate combination of safety, performance and affordability. Available in 28, 22, 17 and 15 gallon.



Part No. DST128  
Teardrop style is available in  
22 & 28 gallon sizes



Part No. DST115  
Flat top available in 15 &  
17 gallon configurations


#### SUGGESTED UPGRADES INCLUDE:

- Steel mounting straps

- Durable, high-density Race Safe bladder (DST128, DST122, DST117, DST115)
- FIA-FT3 Certified Enduro Molded Bladder (eEDS115, EDS117, EDS122, EDS128)
- 20 gauge steel container with black powder coated finish or free raw aluminum upgrade (23.5" x 20" x 20")
- Lightweight anodized aluminum fill plate, SF6X10-DST, with billet fill cap and rollover protection, -6 vent, -10 return capped off, FL08 Dipstick and lightweight rigid -10 pickup.
- Foam baffling
- Low profile 90° fittings on top plate assembly
- Aircraft grade nut-ring and assembly hardware warranty

“Fuel Safe's new DLM cell provides the **HIGHEST LEVEL OF QUALITY AND SAFETY** that I've seen in a fuel cell. Plus, I feel like their lightweight cell gives us an advantage.”

— Billy Moyer — 6 time World 100 Winner



### DIRT SERIES (LATE MODEL) COMPLETE FUEL CELLS

All of our remaining Dirt Series fuel cells listed below (-LM) come fully assembled and include the following components:

- Durable, high-density FIA-FT3 Certified Enduro bladder
- 20 gauge steel container with black powder coated finish, external mounting flange
- 6 X 10 powder coated fill plate with -10 outlet (with rigid fuel pickup), -8 vent, -8 return, 2 1/2" screw-on fill cap
- Aircraft grade nut-ring and assembly hardware
- Factory installed fuel pickup assembly with rigid tubing
- FL08 Dipstick
- 5 year warranty

#### SUGGESTED UPGRADES INCLUDE:

- Lightweight aluminum can
- Safety foam baffling



Part No. ED115-LM



Plate Part No.  
SF6X10E-LM

### DIRT SERIES COMPLETE FUEL CELLS FIA-FT3 APPROVED

Part No.	Approx. Capacity	Length X Width X Height	Description
ED115-LM	15 gal.	17.87" X 26.00" X 9.50"	Enduro Cell®
ED122B-LM	22 gal.	17.12" X 25.50" X 13.75"	Enduro Cell®
ED125-LM	25 gal.	17.87" X 26.25" X 14.50"	Enduro Cell®
ED132B-LM	32 gal.	17.75" X 26.25" X 18.50"	Enduro Cell®
ED130*	30 gal.	22.60" X 24.50" X 18.85"	Enduro Cell®

\*Capacities are based on external can dimensions, bladder type, foam and in-tank accessories may reduce total volume.



**FUEL SAFE CUSTOM WORKS®**

Long known for superiority and safety, Fuel Safe Racing Cells® can be fabricated in any shape imaginable. Whether you need an OEM fuel tank lined with a racing bladder or a complete fuel cell, Fuel Safe has you covered.

From the world famous record holding Thrust Rocket Car to a Formula SAE racer and everything in between, we can fulfill nearly any need. Fuel Safe has materials compatible with any fuel you may want to use, from race gas to alcohol blends. Each Custom Works' component is hand made from your drawing, mock-up, or supplied container. Have a shape that contains radius corners, contours, multiple angles? No problem. Fuel Safe has some of the finest fabricators in the world and can manufacture state-of-the-art containers and hardware that provides the finishing touch to any project.



Custom Pro Cell with aluminum can



Custom Hydroplane boat bladder



Pair of Ultima Kit Car Racing bladders



Custom fuel cell



Trick Custom bladder for off road application



Custom Pro Cell with dual remote fills



Custom UTV racing cell





**42 Gallon Shelby  
Cobra Racing Cell**

### FUEL SAFE SPECIALTY APPLICATIONS (SA)

Fuel Safe's specialty applications division has developed a wide variety of drop-in solutions for many types of factory race platforms including vintage Lotus, Corvette and Camaro designs to our highly specialized C6 fuel cells found on the Pratt and Miller factory Corvettes. We offer a variety of application specific fill plates and collector systems depending on the model you choose. All specialty cells include an FIA-FT3 approved Pro Cell® bladder, full safety foam baffling, and a five-year manufacturer warranty.



**Formula Mazda  
Pro Cell**



**Pratt and Miller Corvette  
Racing Cells**



**SA113 - 7 gallon lotus racing cell**



**SA123 - COBRA**

### FORMULA ROAD RACING BLADDERS

Designed around our most common wedge cell configuration, Fuel Safe's formula wedge cells offer a cost effective racing fuel cell for your vintage race cars including Van Diemens, BT29's, Formula Fords and Formula Vee's. All formula wedge bladders come with an FIA-FT3 approved bladder, full safety foam baffling and five-year manufacturer warranty.

**For wedge cell drawings visit the formula/vintage section of our online store.**



**6-gallon Pro Cell®**  
1.5" fill neck, -6 pickup, -6 vent,  
FC175-DS threaded aluminum  
fill cap  
Part No. CB300



**5-gallon Pro Cell®**  
1.5" fill neck, -6 pickup, -6 vent,  
FC175-DS threaded aluminum  
fill cap  
Part No. CB301



**6-gallon Pro Cell®**  
1.25" fill nipple, 3" tall  
Part No. CB302



**6-gallon Pro Cell®**  
1.5" fill neck, -6 pickup, -6 vent,  
FC175-DS threaded aluminum  
fill cap  
Part No. CB303



**CB303-A with optional  
aluminum container**

*Aluminum containers are  
available for ALL formula  
wedge cells in this section.*

*Just add "A" to the part  
number to indicate you  
would like an aluminum  
container.*



**6-gallon Pro Cell®**  
1.5" fill neck, -6 pickup, -6 vent,  
FC175-DS threaded aluminum  
fill cap  
Part No. CB304



**6-gallon Enduro Cell®**  
1.5" fill neck, -6 pickup,  
-6 FC175-DS threaded  
aluminum fill cap  
Part No. CB401



**FUEL SAFE RACING PRODUCTS**





PRO CELL



SPORTSMAN



ENDURO

### Replacement Bladders - FIA-FT3 Certified

(Comes with foam, nutring, gasket and pickup.)

Approx. Capacity	PRO CELL Part No.	SPECTRA-LITE Part No.	SPORTSMAN Part No.	To Fit
5 gal/19 L	RB105	RB605	RB205	PC/SM/FF105
8 gal/30 L	RB108A	RB608A	RB208A	PC/SM/FF108A
8 gal/30 L	RB108B	RB608B	RB208B	PC/SM/FF108B
10 gal/38 L	RB110	RB610	RB210	PC/SM/FF110
12 gal/45 L	RB112	RB612	RB212	PC/SM/FF112
15 gal/56 L	RB115	RB615	RB215	PC/SM/FF115
15 gal/56 L	RB115-06		RB215-06	PC/SM/FF115-06
17 gal/64 L	RB117	RB617	RB217	PC/SM/FF117
18 gal/68 L	RB118A	RB618A	RB218A	PC/SM/FF118A
18 gal/68 L	RB118B	RB618B	RB218B	PC/SM/FF118B & C
22 gal/83 L	RB122A	RB622A	RB222A	PC/SM/FF122A
22 gal/83 L	RB122B	RB622B	RB222B	PC/SM/FF122B
22 gal/83 L	RB122C	RB622C	RB222C	PC/SM/FF122C
22 gal/83 L			RB222E	SM/FF122E-QF
22 gal/83 L	RB122B-06		RB224	SM/FF124
26 gal/98 L	RB126	RB626	RB226	PC/SM/FF126
29 gal/109 L	RB129	RB629	RB229	PC/SM/FF129
32 gal/121 L	RB132A	RB632A	RB232A	PC/SM/FF132A
32 gal/121 L	RB132B	RB632B	RB232B	PC/SM/FF132B
44 gal/166 L	RB144	RB644	RB244	PC/SM/FF144

### Off Road Buggy and Truck Replacement Bladders - FIA-FT3 Certified

(Comes with foam, nutring, gasket and pickup.)

Fits Buggy Part No.	Part No.
OR120BP Pro Cell®	RBOR120BP
OR125BP Pro Cell®	RBOR125BP
OR125BE Enduro Cell®	RBOR125BE
OR135BP Pro Cell®	RBOR135BP
OR140BP Pro Cell®	RBOR140BP

Fits Truck Part No.	Part No.
OR125TP Pro Cell®	RBOR125TP
OR135TP Pro Cell®	RBOR135TP
OR140TE Enduro Cell®	RBOR140TE
OR140TP Pro Cell®	RBOR140TP
OR150TE Enduro Cell®	RBOR150TE
OR150TP Pro Cell®	RBOR150TP
OR160TE Pro Cell®	RBOR160TE
OR160TP Pro Cell®	RBOR160TP
OR170TE Pro Cell®	RBOR170TE
OR170TP Pro Cell®	RBOR170TP

### Replacement Enduro Bladders

**FIA-FT3 Certified/  
Available with SFI Certification**

(Comes with foam, nutring, gasket and pickup.)

Part No.	Capacity	To Fit
RB305	5 gal	ED105
RB308	8 gal	ED108
RB312	12 gal	ED112
RB315	15 gal	ED115
RB322A	22 gal	ED122A
RB322B	22 gal	ED122B
RB325	25 gal	ED125
RB332A	32 gal	ED132A
RB332B	32 gal	ED132B

Capacities are approximate. Verify can size before ordering. Only stock sizes available with Enduro bladders.

### OVAL SERIES REPLACEMENT BLADDERS



Part No. RB122E

(Comes with foam, nutring, gasket and billet pickup.)

Part No.	Fits
RB124	PC124
RB122E	PC122E1
RB122E	PC122E2
RB024	XC124
RB022E-1	XC122E-1
RB022E-2	XC122E-2
RB022E-3	XC122E-3
RB022E-4	XC122E-4






Steel Container

### STEEL CONTAINERS- POWDER COATED

Steel	Fits
SC105	PC/SM/ED/RS/EED
SC108A	PC/SM/ED/RS/EED
SC108B	PC/SM
SC110	PC/SM
SC112	PC/SM/ED/RS/EED
SC 115	PC/SM/ED/RS/EED
SC117	PC/SM
SC118A	PC/SM
SC118B	PC/SM
*SC118C	PC/SM
SC122A	PC/SM/ED/RS/EED
SC122B	PC/SM/ED/RS/EED
SC122C	PC/SM
SC122E	PC/SM (END LOAD)
SC124	PC/SM
SC126	PC/SM/ED/RS/EED
SC129	PC/SM
SC132A	PC/SM/ED/RS/EED
SC132B	PC/SM/ED/RS/EED
SC144	PC/SM

\*SC118C has vertical end flange.



### ALUMINUM CONTAINERS

#### Top or Bottom Flange/Shoebox

Part No.	Fits
AC105	PC/SM/ED/RS/EED
AC108A	PC/SM/ED/RS/EED
AC108B	PC/SM
AC110	PC/SM
AC112	PC/SM/ED/RS/EED
AC 115	PC/SM/ED/RS/EED
AC117	PC/SM
AC118A	PC/SM
AC118B	PC/SM
AC122A	PC/SM/ED/RS/EED
AC122B	PC/SM/ED/RS/EED
AC122C	PC/SM
AC126	PC/SM/ED/RS/EED
AC129	PC/SM
AC132A	PC/SM/ED/RS/EED
AC132B	PC/SM/ED/RS/EED
AC144	PC/SM

\* Add EF for external flange, SB for shoebox lid or BF for bottom flange.



Replacement Foam

### REPLACEMENT FOAM

#### Pro Cell (PC)/Sportsman (SM)/ Flex Fuel (FF)

Part #	Fits
FB105	PC/SM/FF
FB108A	PC/SM/FF
FB108B	PC/SM/FF
FB110	PC/SM/FF
FB112	PC/SM/FF
FB115	PC/SM/FF
FB117	PC/SM/FF
FB118A	PC/SM/FF
FB118B	PC/SM/FF
FB122A	PC/SM/FF
FB122B	PC/SM/FF
FB122C	PC/SM/FF
FB122E	PC/SM/FF
FB124	PC/SM/FF
FB126	PC/SM/FF
FB129	PC/SM/FF
FB132A	PC/SM/FF
FB132B	PC/SM/FF
FB144	PC/SM/FF

#### Enduro (ED)/Race Safe (RS)

Part #	Fits
FB205	ED/RS/EED
FB208	ED/RS/EED
FB212	ED/RS/EED
FB215	ED/RS/EED
FB217DM	ED
FB222A	ED/RS/EED
FB222B	ED/RS/EED
FB225	ED/RS/EED
FB228DM	ED
FB232A	ED/RS/EED
FB232B	ED/RS/EED


### YELLOW FOAM BLOCKS

Part #	Size
FB6	6" x 6" x 6" foam block
FB8	8" x 8" foam block
FB12	12" x 12" x 12" foam block



### BOLTED END LOAD CAN

For ARCA and other touring series  
Part No. SC122E



### NASCAR® STEEL CONTAINER

Fully welded 20 gauge steel for Touring  
Series/ARCA/Pro Cup  
Part No. SC122E-NC - 22 gal.




If you will be using more than 80 percent of your fuel capacity before refueling, you will benefit from the use of a collector (surge tank) which collects fuel more efficiently than a large open bottom tank. Whether you are looking to run down to the last ounce of fuel or just want to ensure a solid supply for an EFI set-up, our various collector options can fill your needs.

### FABRIC FLEXIBLE COLLECTORS



**Corner Collector**  
w/ (2) Ball Check Valves (Sides  
6.5" x Face 9.5" x Height 5.25")  
Part No. ST200B



**Center Collector**  
w/ (3) Ball Check Valves  
(7.5" x 6" x 5")  
Part No. ST200C



**Corner Box Collector**  
w/(2) Ball Check Valves  
(7.5" x 6" x 5")  
Part No. ST200D



**Center Collector**  
w/ (3) Ball Check Valves &  
Directional Fins  
(7.5" x 6" x 5" excluding fins)  
Part No. ST200E



**Corner Collector**  
w/1 Billet Alum. Door  
(Sides 6.5" x Face  
9.5" x Height 5.25")  
Part No. ST200B-T

### RIGID POLYMER SURGE TANK/COLLECTORS (6" X 6" X 4")

**New Holley, Bosch, Walbro, and Aeromotive pump options available!**



With 3 Ball Check Valves, High Pressure Pump,  
Filter & Wire Harness  
Part No. ST100-HP



With 3 Ball Check Valves  
Part No. ST100



With 3 Ball Check Valves & fitting  
Specify pickup size: -6, -8, -10  
Part No. ST100-6 (or -8 or -10)



With 3 Billet  
Aluminum Doors  
Part No. ST100-T



With 3 Billet Alum. Doors.  
Specify pickup size: -6, -8, -10  
Part No. ST100A-T



With 3 Ball Check Valves  
and Low Pressure Pump,  
Filter & Wire Harness  
Part No. ST100-LP



With 3 trap door Valves,  
High Pressure Pump, Filter  
& Wire Harness  
Part No. ST100-HP-T



With 3 Ball Check Valves,  
Bosch 044 High Pressure  
Pump, Filter & Wire Harness  
Part No. ST100-HPB

### LIGHT WEIGHT COLLECTORS



**Center Bat Wing Collector**  
w/ 3 plastic trap doors.  
(7.5" x 6" x 5")  
Part No. ST600E



**Center Box Collector**  
w/ three plastic trap doors.  
Available with provision for  
fuel pump  
Part No. ST600C  
Part No. ST600CP w/  
provision for fuel pump



**Polymer Collector**  
w/ 3 plastic trap doors  
Part No. ST110



**1" Ball  
Check Valve**  
Part No. CV100



**1½" Trap Door Check Valve**  
Aluminum with O-ring seal & feed  
ramp, Billet Aluminum Anodized  
Part No. TD150-OR



## STANDARD STYLE FILL PLATES



Fuel Safe's standard direct fill Aluminum 6x10 fill plate w/ 2.5" cap w/ rollover protection -8 outlet, -8 vent, -8 return capped off, provision for sender

Aluminum plate - Part No. SF6X10E-A



Fuel Safe's standard Aluminum 6x10 fill plate w/ 2.5" cap w/ rollover protection -8 outlet, -8 vent, -8 return capped off, provision for sender

Aluminum plate - Part No. ML6X10RF-225

Aluminum plate - Part No. ML6X10RF-250

Aluminum plate - Part No. ML6X10RF-300



## REMOTE STYLE FILL PLATES



6X10 dual 2 1/4" remote plate w/ fill & vent check valves for dual dry break (pictured)  
Part No. DR250



4x6 fill plate, 3" rollover valve  
Part No. RF390A

4x6 fill plate, 2.25" rollover valve  
Part No. RF4X6A



4x6 fill plate, 3" rollover valve & 1" vent  
Part No. RF390B

4x6 fill plate, 2 1/4" rollover valve & 1" vent check valve  
Part No. RF4X6B



6X10 dual remote 2.25" w/ 45° fill valves  
Part No. DR245A

6X10 dual remote 2.5" w/ 45° fill valves  
Part No. DR245B

6X10, 45° 3" dual remote plate w/ 1" vent  
Part No. DR345

## MULTI-LOCATION FILL PLATES



6X10 fill plate w/ 45° remote fill, single -8 outlet, single -8 vent w/ rollover protection, extra capped bulkhead, sender provision

2.25" remote fill	2.5" remote fill	3" remote fill
Part No. ML6X10RF-225	Part No. ML6X10RF-250	Part No. ML6X10RF-300



6X10, 4-3/4" BC w/ -8 outlet and -8 vent  
Part No. ML6X10A



6X10 fill plate, 4-3/4" BC w/ -8 outlet and 1" vent

Part No. ML6X10B (pictured above)  
Part No. ML6X10BS

1 1/4" vent valve  
Part No. ML6X10C

1 1/4" vent valve  
Part No. ML6X10D



6X10, offset filler, -8 outlet, -8 vent, 4-3/4" BC

Part No. ML6X10E

6X10, offset filler & sender provision, 4-3/4" BC

Part No. ML6X10E-S (pictured above)



## STANDARD FILL VALVES (LIGHTWEIGHT ALUMINUM)



**FV290B-C (Threaded)**  
2-1/2" Rollover Valve, 4¾" BC  
Part No. FV290B-C



**FV290A-C (Bayonet)**  
2-1/4" Rollover Valve, 4¾" BC -  
Part No. FV290A-C

## REMOTE FILL VALVES (LIGHTWEIGHT ALUMINUM)



**FV290/FV390**



**FV245**



**QF345**

### (Mounted on multi-location plate)

2-1/4" 90° Rollover Valve (4-3/4" BC)	Part No. FV290A
2-1/2" 90° Rollover Valve (4-3/4" BC)	Part No. FV290B
3" 90° Rollover Valve (4-3/4" BC)	Part No. FV390
2-1/4" 45° Rollover Valve (4-3/4" BC)	Part No. FV245A
2-1/2" 45° Rollover Valve (4-3/4" BC)	Part No. FV245B
3" Rollover Valve (4-3/4" BC)	Part No. QF345

## BULKHEAD FITTINGS (LIGHTWEIGHT ALUMINUM)



**BHF00**

### Straight Fittings

-4, 1/4"	Part No. BHF00-4
-6, 3/8"	Part No. BHF00-6
-8, 1/2"	Part No. BHF00-8
-10, 5/8"	Part No. BHF00-10
-12, 3/4"	Part No. BHF00-12



**BHF90**

### 90° Fittings

-4, 1/4"	Part No. BHF90-4
-6, 3/8"	Part No. BHF90-6
-8, 1/2"	Part No. BHF90-8
-10, 5/8"	Part No. BHF90-10
-12, 3/4"	Part No. BHF90-12

## FUEL AND VENT HOOKUP FITTINGS (LIGHTWEIGHT ALUMINUM)



**HFL00**

### AN Straight Hose Barb

-6, 3/8"	Part No. HFL00-6
-8, 1/2"	Part No. HFL00-8
-10, 5/8"	Part No. HFL00-10
-12, 3/4"	Part No. HFL00-12



**HFL45**

### AN 45° Hose Barb, Lightweight

-6, 3/8"	Part No. HFL45-6
-8, 1/2"	Part No. HFL45-8
-10, 5/8"	Part No. HFL45-10
-12, 3/4"	Part No. HFL45-12



**HFL90**

### AN 90° Hose Barb, Lightweight

-6, 3/8"	Part No. HFL90-6
-8, 1/2"	Part No. HFL90-8
-10, 5/8"	Part No. HFL90-10
-12, 3/4"	Part No. HFL90-12

## ADAPTERS (LIGHTWEIGHT ALUMINUM)

### AN "Y" fitting

Billet aluminum, anodized



-8 female to two -6 males -  
Part No. HFL-Y- 8-6



-8 female to two -8 males -  
Part No. HFL-Y-8

### AN straight bulkhead fitting

Billet aluminum blue anodized, steel washer, nylon washer and nut.



-6 AN to -8, -8 through plate  
Part No. BHF00-8-6  
-8 AN to -10, -10 through plate  
Part No. BHF00-10-8

### Quick disconnect dry break fittings




-8 dry break fitting  
Part No. QDS08  
-6 dry break fitting  
Part No. QDS06



## VENT CHECK VALVES

with Rollover Protection



**In tank vent check valve  
90° fitting**

-6	Part No. ITVV06-90
-8	Part No. ITVV08-90
-10	Part No. ITVV10-90



**-4 vent check valve**  
low clearance 90°, 1/4" out vent,  
Part No. THV45



**-6 in tank vent check valve**  
Part Number ITVV06  
with spring for standard fill  
Part No. ITVV06S



**-8 in tank vent check valve**  
Part No. ITVV08  
with spring for standard fill  
Part No. ITVV08S



**In tank Rollover Return  
Valve, High Performance**

-6, 3/8"	Part No. ITRV06HP
-8, 1/2"	Part No. ITRV08HP
-10, 5/8"	Part No. ITRV10HP



**In line vent check valve**  
Offers positive shut-off

-6, 3/8"	Part No. ILVV06
-8, 1/2"	Part No. ILVV08



**-10 in tank vent check  
valve assembly**  
Part No. ITVV10  
Part No. ITVV12



**High Flow Vent Valve**  
-10 in tank check valve with low  
profile cap and internal spring  
Part No. ITVV10LP-S  
Part No. ITVV06LP-S  
Part No. ITVV06LP

## LARGE DIAMETER VENT CHECK VALVES

with Rollover Protection. For positive shut-off and faster refueling. Mounts in bladder.



**Weld-in  
Check Valves**  
Part No. ITV100-NF  
Part No. ITV125-NF



**Check Valves**  
Part No. ITV100  
Part No. ITV125  
Part No. ITV175



**1-1/2"  
Check Valves**  
Part No. ITV150  
Part No. ITV150-NF (Weld-in)

## VENT VALVES



**Pressure Relief Vent Valve**  
In tank or in-line, red anodized  
aluminum  
-6 AN -  
Part No. TPV6  
8mm hose  
barb -  
Part No. TPV8



**In Line Vent Valve**  
with 7 mm hose barb, with  
rollover protection, red  
anodized aluminum  
Part No. TRL7



**Rollover Vent Valve**  
In hose 3/8"  
Part No. RV38

## AIR VENT / FILTERS



3/8"	VF38
1/2"	VF12
1"	VF100
3/8"	VFM 38 (Male)
1/2"	VFM 12 (Male)



**Air Filter Conversion**  
-10 in tank check valve  
assembly, with air filter and  
internal spring  
Part No. ITVV10AFC



**Vent Cap w/Filter**  
Air filter conversion kit  
for -10 in tank check  
valve assembly  
Part No. ITVV10AFK



**In-Tank Fuel Filter**  
In tank fuel screen #12  
with 90° hose barb  
Part No. FS120ANK

## IN TANK ROLLOVER RETURN VALVES



**-6 return  
check valve**  
Part No.  
ITRV06



**-8 return  
check valve**  
Part No.  
ITRV08

## DISCRIMINATOR VALVES

(discriminates between gas and air)



**1-3/4" external mounted  
discriminator valve**  
Part No. DV175



**-8 (1/2)" in tank discriminator  
valve bulkhead/plate mount**  
Part No. ITDV08



**1" discriminator valve with  
-12 fittings, external mount**  
Part No. DV100



**In tank discriminator (-10, -12,  
-16) Must be welded in a plate**  
Part No. ITDV



## BOSCH PUMP &amp; ACCESSORIES



Bosch High Output Pump 200 liters per hour (52.5 gph) at 72 psi (5 bar) at 13A, filter optional  
Part No. FP044



FSHP adapter for Bosch pump to FSHP Filter  
Part No. 1HDW52



Billet aluminum in-line check valve for Bosch pump. Threads directly onto pump outlet and -8 male AN fitting on outlet side. 2-3 PSI cracking pressure  
Part No. 1LPCV08

## IN TANK FUEL PUMPS &amp; FILTERS

**Low Pressure Pump**

(4-6 PSI) 35 gph

Part No. FPLP

Comes with filter

Part No. FSLP



3/8" Vertical  
Part No. FS06

1/2" Vertical  
Part No. FS08

**High Pressure Pump**

(95 PSI) 80 gph

Part No. FPHP

Comes with filter

Part No. FSHP



3/8" Horizontal  
Part No. FS38

1/2" Horizontal  
Part No. FS12

## PICKUP ACCESSORIES

**HOLLEY Hydramat**

Designed to reduce fuel starvation issues present in hard cornering, acceleration, stopping, inclines, and low fuel conditions

**Corner Pick-up Assembly**

Designed for use where maximum fuel pick-up is required. Allows the fuel line to pick up the last drop of fuel.

3/8" - Part No. CP38

1/2" - Part No. CP12

5/8" - Part No. CP58

**Plastic Low Profile Pickup**

Requires mounting stud in bladder.

-6 AN - Part No. LPP06

-8 AN - Part No. LPP08

-10 AN - Part No. LPP010



-8 AN  
Part No. 1ASM22



-6 AN  
Part No. 1ASM21

**Aluminum Micro Pickups**

Requires mounting stud in bladder.

## WIRING HARNESSES

All wiring harnesses are 16 gauge.

Custom Wire harnesses available!



Female, 2-wire  
Part No. WH04F2



Female, 4-wire  
Part No. WH04F4



Male 2-wire, with terminal for 1 FPHP  
Part No. WH04M2



Male 4-wire, with terminal for 2 FPHP  
Part No. WH04M4



Female, 5 pin, 4-wire, positive locking  
Part No. WH05F4



Male, 5 pin, 4 wire (mount in plate)  
Part No. WH05M4



Male, 4 pin, 2 wire, 24" length, includes install kit  
Part No. WH04M2-NC



Male, 4 pin, 4 wire, 24" length, includes install kit  
Part No. WH04M4-NC



Includes mounting hardware for WH04 4-wire harnesses  
Part No. WH-KIT

## FUEL PICK-UP KITS



Includes 2 ft. hose, swivel hose barb & bulkhead fitting

- 6, 3/8" (w/ filter)	Part No. FP180
- 8, 1/2" (w/ filter)	Part No. FP181

- 10, 5/8" (no filter)	Part No. FP182
- 12, 3/4" (no filter)	Part No. FP183




3/4" -12 AN includes 3' hose, hose clamp, grooved washer, O-ring, 3 nylon washers and BHF12KN.  
Part No. FP183S0



3/4" -12 AN includes 3' hose, hose clamp and BHF12KN.  
Part No. FP183S



## NEWTON "MONZA STYLE" ALUMINUM FILL CAPS



A x B x C dimensions. More information at [www.fuelsafe.com/store](http://www.fuelsafe.com/store).

### Monza Style Chart

Part No.	A	B	C
CF200	3.2"	2.4"	1.1"
CF250	4.0"	3.0"	1.3"
CF275	4.6"	3.3"	1.3"
CF300	5.2"	3.9"	3.6"



- Internal venting system
- Flange neck: 3.25" dia.
- 2.5 BC, 6 bolt
- 2" hose barb adapter on flange
- Accepts fill nozzles up to 1.25" in dia.

Part No. CF200



- Internal venting system
- Flange neck: 3.7" dia
- 3" BC, 6 bolt
- Combination 2" or 2.25" hose barb adapter
- Locking insert option
- Accepts fill nozzles up to 1.25" in dia.

Part No. CF250



- Chrome finish
- Flange neck: 3.7" dia.
- 3" BC, 6 bolt
- 2" or 2.25" hose barb adapter on flange
- Locking insert option
- Accepts fill nozzles up to 1.25" in dia.

Part No. CF275



- With locking insert
- Compression style mounting flange 3.7" dia.
- 2" or 2.25" hose barb adapter on flange
- Accepts fill nozzles up to 1.25" in dia.

Part No. CF300



**Locking insert**  
for CF250 & CF275  
Part No. Z2L

## NEWTON FLUSH FILL ALUMINUM CAPS



2", (3" Bolt Center) 6 bolt, remote flange, angled neck with overflow return and vent  
Part No. A36ANL44K



1 3/4", 6 bolt, 2 1/2" BC  
Part No. A26S



1 3/4", 6 bolt, 2 1/2" BC with weld flange  
Part No. A2NSX



2", 6 bolt, 3" BC  
Part No. A36S  
Part No. A36L (Locking)



2", 6 bolt, 3" BC w/ 2" & 2.25" remote flange  
Part No. A36NS2  
Part No. A36NL2 (Locking)



3", 9 bolt, 4" BC  
Part No. A49S  
Part No. A49L (Locking)



3", 12 bolt, 4.75 BC  
Part No. A412S  
Part No. A412L (Locking)

## STANDARD FILL CAPS



2.5" threaded non vented fill cap  
Part No. FC250C



2.25" bayonet style, non vented fill cap  
Part No. FC225



1.75" threaded non vented fill cap with dipstick provision  
Part No. FC175



3" bayonet style, non vented fill cap  
Part No. FC300



4" bail cap, bayonet style (fits FN400 & CTF400)  
Part No. FC400



## FUEL SAFE DRY BREAK CAP AND KIT

### FSDBC

Fuel Safe Dry Break Cap  
includes gasket

### FSDBC-K

Fuel Safe Dry Break Kit, Cap (FSDBC),  
gasket and FN400 fill neck.



### DBF300R

Female remote mount  
receiver w/ polymer bulb  
2.5" hose.  
Mates w/ DBM200R



### DBF125B

Female remote mount  
receiver, alum bulb 1.5"  
hose.  
Mates w/ DBM125



### DBM125

Male dry break 1.25"  
ID bore for 1.5" hose.



### DBM200R

Male dry break 2" ID  
bore for 2.25" hose.



### DBF300R-A225

Female receiver w/ alum  
bulb 2.25" hose. Mates w/  
DBM 200R.



### DDBF225R-100

Two female receivers mounted  
on 100mm C/L Alum bulbs 2.25"  
hose. Mates w/ DDBM 225R-100



### DBF125A

Female tank mount  
receiver.  
Mates w/ DBM125



### DDBF225T-100

Two tank mount receivers  
mounted on 100mm C/L. Mates  
w/ DDBM 225R-100



### DDBM225R-100

Two DBM 200R males  
mounted on 100mm C/L for  
2.25" hose

### DBF300R-A3

Female receiver w/ alum  
bulb 3" hose. Mates w/  
DBM200R

### DDBF225R-4.5

Two female receivers mounted  
on 4.5" C/L Alum bulbs 2.25"  
hose. Mates w/ DDBM 225R-4.5

### DBF225B

Female tank mount receiver w 4"BC.  
Mates w/ DBM200R

### DDBF225T-4.5

Two tank mount receivers  
mounted on 4.5" C/L. Mates w/  
DDBM 225R-4.5

### DDBM225R-4.5

Two DBM200R males  
mounted on 4.5" C/L for  
2.25" hose

### DBF225C

Female tank mount receiver w/  
4.75"BC. Mates w/ DBM200R

## DRY BREAK REBUILD KITS

### 1HDW39

Female 2" receiver

### 1HDW40

Male 2" probes

### PP125F

Female 1.25" receivers

### PP125M

Male 1.25" probes



## QUICK FILL DUMP CANS

### DC011R

11 gallon -  
Red

### DC011W

11 gallon -  
White



## REFUELING VENT BOTTLE

### DC006

6 gallon/23 liter. Can be used for  
filling or to catch vent overflow.



## QUICK-FILL DRY BREAK KIT

### QFK

Fits DC011 and DC006  
refueling bottles



## RUBBER ELBOWS

Tough, for use with remote  
fill plates

45° elbow,  
2 1/4" - Part No.  
RE45-225

45° elbow, 3"  
Part No.  
RE45-3

90° elbow,  
2 1/4" - Part No.  
RE90-225

90° elbow, 3"  
Part No.  
RE90-3



## BIG BORE FILLER

### FN400

4" neck fits 3" hose

## FENDER FILLERS & ADAPTERS



### RFK225

2.25" recessed remote fender filler  
kit includes RFF225, 2' filler hose, 2'  
aluminum tubing and hose clamps



### RFK300

3" recessed remote fender filler kit  
includes RFF300, 2' filler hose, 2'  
aluminum tubing and hose clamps



### Fender Adapter

9 bolt for 3" AFC300B cap, with hose  
barb, without nut-ring  
2.25" - FA300-225  
3" - FA300-300



### RFF225

2.25" recessed remote filler  
and cap



### RFF300

3" recessed remote  
filler and cap





## SAFECRAFT SAFETY EQUIPMENT



SEE-AT10JGK-125

**Safecraft Fire Extinguisher  
SEE-AT10JGK-125**

Two Zone Automatic Thermal, includes billet cylinder/roll bar mounts, 1 to 1/4 inch roll bar mount diameter.

**Safecraft Fire Extinguisher, Manual Function  
SEE-AT10JHK-125**

Two Zone Automatic Thermal with manual function, includes billet cylinder/roll bar mounts, 1 to 1/4 inch roll bar mount diameter.

## CLEAR HOSE VENT/ FILL

1" ID Nylon Reinforced	Part No. CVH100N
2" ID Helix Reinforced	Part No. CFH200H
2.25" ID, Helix Reinforced	Part No. CFH225H
2.25" ID Wire Reinforced	Part No. CFH225W
2.5" ID Clear	Part No. CFH250
3" ID Helix Reinforced	Part No. CFH300H
3" ID w/ Copper Ground Wire	Part No. CFH300WC
Black, Wire Reinforced, 2.25" ID	Part No. BFH225

## PICKUP HOSE

-4, 1/4" ID	Part No. PUH04
-6, 3/8" ID	Part No. PUH06
-8, 1/2" ID	Part No. PUH08
-10, 5/8" ID	Part No. PUH10
-12, 3/4" ID	Part No. PUH12
5/16" ID	Part No. PUH05

## ELECTRONIC PARTS



**Fuel Gauge**  
0-90 Ohm  
Gas Gauge  
Part No. GA200

**Low Level Sensors**  
For positive indication of low fuel levels.  
12" probe - Part No. 1ELE13  
24" probe - Part No. 1ELE08



**Float Switch**  
(350 Milliamp)  
Part No. 1ELE51

**LED Panel Light**  
LED 12 Volt Panel Light  
Part No. 1ELE52

## BLANK ALUMINUM PLATES

Comes with bolt kit and gasket.	
12 Bolt Oval - 4" x 6"	Part No. 1PLA05
24 Bolt Oval - 6" x 10"	Part No. 1PLA13
12 Bolt Circle - 4-3/4" BC	Part No. 1PLA14
10 Bolt Circle - 3-1/8" BC	Part No. 1PLA16
6 Bolt Circle - 2-7/8" BC	Part No. 1PLA18
6 Bolt Circle - 2" BC	Part No. 1PLA30
5 Bolt Circle (Sending Unit)	Part No. 1PLA34
4 Bolt Circle - 1-5/8" BC	Part No. 1PLA62
9 Bolt Circle - 4" BC	Part No. 1PLA73
16 Bolt Circle - 6" BC	Part No. 1PLA75
(Anodized plates are 2PLA series; i.e. 2PLA05.)	

## GASKETS

10 Bolt Circle - 3-1/8" BC	Part No. 1GAS07
5 Bolt Circle (Sending Unit)	Part No. 1GAS69
4 Bolt Circle - 1-5/8" BC	Part No. 1GAS74
6 Bolt Circle - 2-15/16" BC	Part No. 1GAS75
6 Bolt Circle - 2" BC	Part No. 1GAS76
9 Bolt Circle - 4" BC	Part No. 1GAS77
12 Bolt Circle - 4-3/4" BC	Part No. 1GAS78
12 Bolt Circle - 5-3/8" BC	Part No. 1GAS79
24 Bolt Oval - 6" x 10"	Part No. 1GAS97
12 Bolt Oval - 4" x 6"	Part No. 1GAS98

## NYLON WASHER KITS

1.080" ID x 1.5" OD (10 count)	Part No. GK53
-10 bulkhead fitting (10 count)	Part No. GK54
-8 bulkhead fitting (10 count)	Part No. GK55
.583" ID x .937" OD (10 count)	Part No. GK56
.25" ID x .5" OD (50 count)	Part No. GK57

## DIP STICKS



**Dip Stick Kit**  
-6 or -8 bulkhead.  
Standard length is 24"  
Part No. FLO6  
Part No. FLO8

FUEL  
SENDING  
UNITS

Electronic fuel level sending units are very durable and specially designed for fuel cells and bladders. OHM Range is empty to full. Low level light assemblies and custom sizes are available by special order.

Probe Length	0-90 OHM Part No.	240-33 OHM Part No.	76-6 OHM Part No.
6"	SU06 0-90	SU06 240-33	SU06 76-6
7"	SU07 0-90	SU07 240-33	SU07 76-6
8"	SU08 0-90	SU08 240-33	SU08 76-6
9"	SU09 0-90	SU09 240-33	SU09 76-6
10"	SU10 0 - 90	SU10 240-33	SU10 76-6
11"	SU11 0-90	SU11 240-33	SU11 76-6
12"	SU12 0-90	SU12 240-33	SU12 76-6
13	SU13 0-90	SU13 240-33	SU13 76-6
14	SU14 0-90	SU14 240-33	SU14 76-6
15"	SU15 0-90	SU15 240-33	SU15 76-6
16"	SU16 0-90	SU16 240-33	SU16 76-6
17"	SU17 0-90	SU17 240-33	SU17 76-6
19"	SU19 0-90	SU19 240-33	SU19 76-6
21"	SU21 0-90	SU21 240-33	SU21 76-6
24"	SU24 0-90	SU24 240-33	SU24 76-6

For use with gasoline, E85 and diesel fuels.  
Ethanol/Methanol senders available by special order.

## DISPLACEMENT BLOCKS

**Tune your fuel cell's volume. Custom sizes also available.**

1/8 gallon, 2-7/8" x 2-7/8" x 3-3/8"	Part No. DB025
1/2 gallon, 8-3/4" x 3-1/2" x 3-1/2"	Part No. DB050
1 gallon, 8-1/4" x 5-1/4" x 5-1/4"	Part No. DB100
2 gallon, 5" x 8" x 12"	Part No. DB200



**Filler Cap w/ dipstick**  
1-3/4" non-vented, black anodized finish. Standard length is 18"  
Part No. FC175-DS



**Fuel level stick**  
36" length  
Part No. FLS



## AEROMOTIVE

**Fuel Safe now offers a full line of Aeromotive parts.** Aeromotive is a leader in aftermarket performance parts. With parts ranging from fuel filters to complete fuel systems, Aeromotive has you covered. Pair these products with one of our Fuel Safe cells for a complete fuel system that won't let you down.

Visit [fuelsafe.com](http://fuelsafe.com) for the full line of Aeromotive products

**AEROMOTIVE**  
Fuel Systems



**FUEL PUMPS**

**IN-LINE FUEL FILTERS**



**FUEL REGULATORS**



**FUEL MONITORING SYSTEMS**



## MARINE RACING & CUSTOM CELLS


Our Marine Racing Fuel Cells are custom made to fit your boat perfectly. They are constructed of a flexible reinforced high strength material that is designed to provide the ultimate in safety for you and the environment. Fuel Safe bladders can take the impact, vibration and pounding of the heaviest seas.



**Custom Prow Bladder**



**Custom "V" Bottom Bladder**



**Aux Fuel Bladder with environmental coating**



**Extended Range Bladders**



Fuel Safe is a division of Aircraft Rubber Manufacturing (ARM-USA). ARM-USA manufactures a wide variety of industrial fuel containment solutions for the defense, aerospace and industrial markets. From our aerial fuel delivery fuel drums, Pro Barrel® to ARM-R-COAT® self-sealing fuel tanks, ARM-USA delivers unique solutions for fuel storage, transport and containment. We are ISO 9001:2008 certified and offer a host of specialized services including CAD design, 3D modeling, mil spec welding, precision machining, rotational molding and contract manufacturing.

# PRO BARREL®



500 gallon Pro Barrel in refueling operation

Polaris Dacor  
auxiliary tank



Custom saddle tank bladder



Collapsed Fuel Crate, full Fuel Crate



F-550 Self-sealing fuel tank



Polaris Dacor Fuel Tank



Armored helicopter fuel tanks




## RANGER FUEL SYSTEM™

Fuel Safe's pillow bladders are an excellent choice for transport and containment of many liquids including gasoline, diesel and water. These specialty pillow bladders are collapsible and easy to store in small confined areas. Fuel Safe's materials are lightweight and tough with great resistance to the extreme weather conditions common in the marine industry. Fuel Safe's Ranger Fuel System™ comes complete with a fill plate, a drain elbow, strap-lock system with tie-downs and a two-year warranty. Custom sizes are available.

Drain Kit  
Part No. PB-Drain Kit  
(Optional)

Pillow Bladder  
Part No. SF50



New Strap-  
Lock System

Marco Transfer Pump  
Part No. TP-VP45-K  
(Optional)



Part No.	Capacity	Length	Width	Height
SF25/SW25	25 gal.	35"	33"	8"
SF50/SW50	50 gal.	65"	33"	8"
SF100/SW100	100 gal.	48"	65"	16"
SF150/SW150	150 gal.	60"	65"	16"
SF200/SW200	200 gal.	72"	65"	16"
SF250/SW250	250 gal.	85"	65"	16"
SF300/SW300	300 gal.	100"	65"	16"
SF500/SW500	500 gal.	90"	98"	24"
SF750/SW750	750 gal.	120"	98"	24"
SF1000/SW1000	1000 gal.	150"	98"	24"

Note: SF part numbers are fuel bladders, SW part numbers are water bladders.



# FUEL SAFE

## S Y S T E M S

DIRT

OFF ROAD

ROAD RACE

NASCAR®

MARINE

INDUSTRIAL

### FUEL SAFE SYSTEMS

AIRCRAFT RUBBER MANUFACTURING, INC

1550 NE Kingwood Ave, Redmond, OR 97756

541-923-6005 | 800-433-6524 | Fax 541-923-6600

[www.fuelsafe.com](http://www.fuelsafe.com) | Email [sales@fuelsafe.com](mailto:sales@fuelsafe.com)



SHOP ONLINE: [WWW.FUELSAFE.COM](http://WWW.FUELSAFE.COM)

PRODUCT LIABILITY DISCLAIMER: THE MATERIALS AND PRODUCTS ARE SUPPLIED "AS IS" AND "WITH ALL FAULTS." No warranties except those implied by law and which cannot be excluded are given by ARM/Fuel Safe, their manufacturers, distributors, owners, employees, directors, vendors, promoters, parent companies or affiliates in respect of the materials and products supplied. Where it is lawful to do so, the liability of ARM/Fuel Safe for a breach of a condition or warranty is limited to either the rectification or replacement of the materials or products or a refund of the purchase price paid for the materials or products (excluding any delivery charges), as determined by ARM/Fuel Safe in its discretion. To the extent permitted by law, ARM/Fuel Safe will not be liable for any consequential loss or damage suffered as a result of the use of materials or products supplied by ARM/Fuel Safe. This remedy is expressly agreed to be exclusive. ARM/FUEL SAFE EXPRESSLY DISCLAIMS THE IMPLIED WARRANTIES OF MERCHANTABILITY AND OF FITNESS FOR A PARTICULAR PURPOSE.

Notwithstanding ARM/Fuel Safe's excellent safety record; RACING, PIT STOPS AND FLAMMABLE FUEL HANDLING ARE INHERENTLY VERY DANGEROUS ACTIVITIES. The user or consumer acknowledges and warrants that it has relied on its own skill and judgment or that of its professional advisers on the suitability of the materials or products for specific purposes and indemnifies and holds ARM/Fuel Safe harmless from and against any suit, claim, demand or compensation which the user or consumer or others may have against ARM/Fuel Safe in relation to the materials or products provided to the user or consumer and the user or consumer's use of the products or materials. ALL RISKS ARE ASSUMED BY THE USER OR CONSUMER.

Thank you for your understanding.

